

EPICS Lecture @ KEK

SNL – State Notation Language

Takashi Nakamoto
June 26th, 2013

Based on presentation by Andrew Johnson, APS

- **What is State Notation Language (SNL)**
- **Where it fits in the EPICS toolkit**
- **Components of a state notation program**
- **Some notes on the Sequencer runtime**
- **Building, running and debugging a state notation program**
- **Additional Features**
- **When to use it**
- **This talk covers Sequencer version 2.0.8**
- **This talk does not cover all the features of SNL and the sequencer. Consult the manual for more information:**
<http://www.slac.stanford.edu/comp/unix/package/epics/sequencer/>

- The sequencer runs programs written in **State Notation Language (SNL)**
- SNL is a 'C' like language to facilitate programming of sequential operations
- **Fast execution - compiled code**
- **Programming interface to extend EPICS in the real-time environment**
- **Common uses**
 - Provide automated start-up sequences like vacuum or RF where subsystems need coordination
 - Provide fault recovery or transition to a safe state
 - Provide automatic calibration of equipment

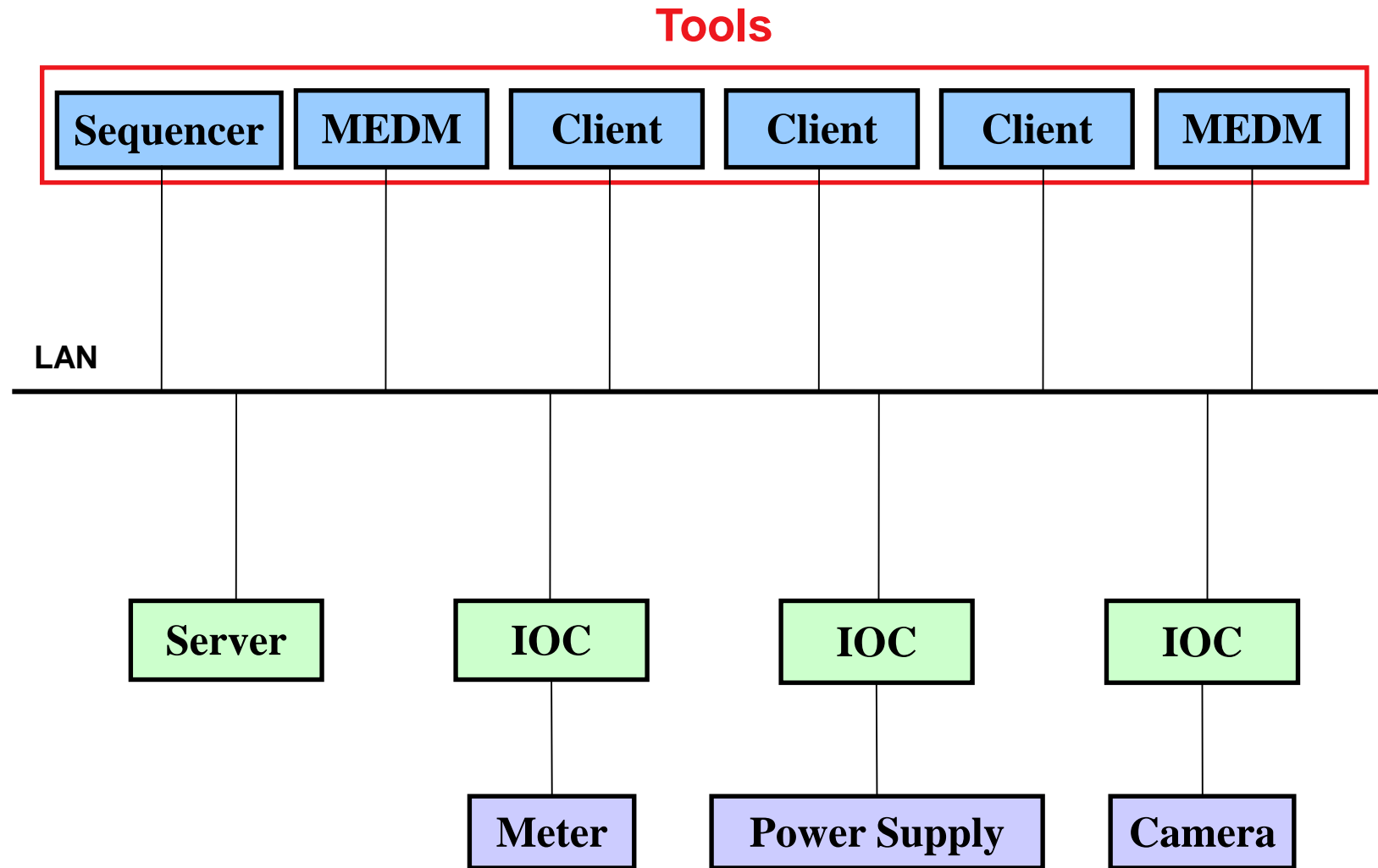


Where's the Sequencer?

The major software components of an IOC (IOC Core)



SNL and the Sequencer

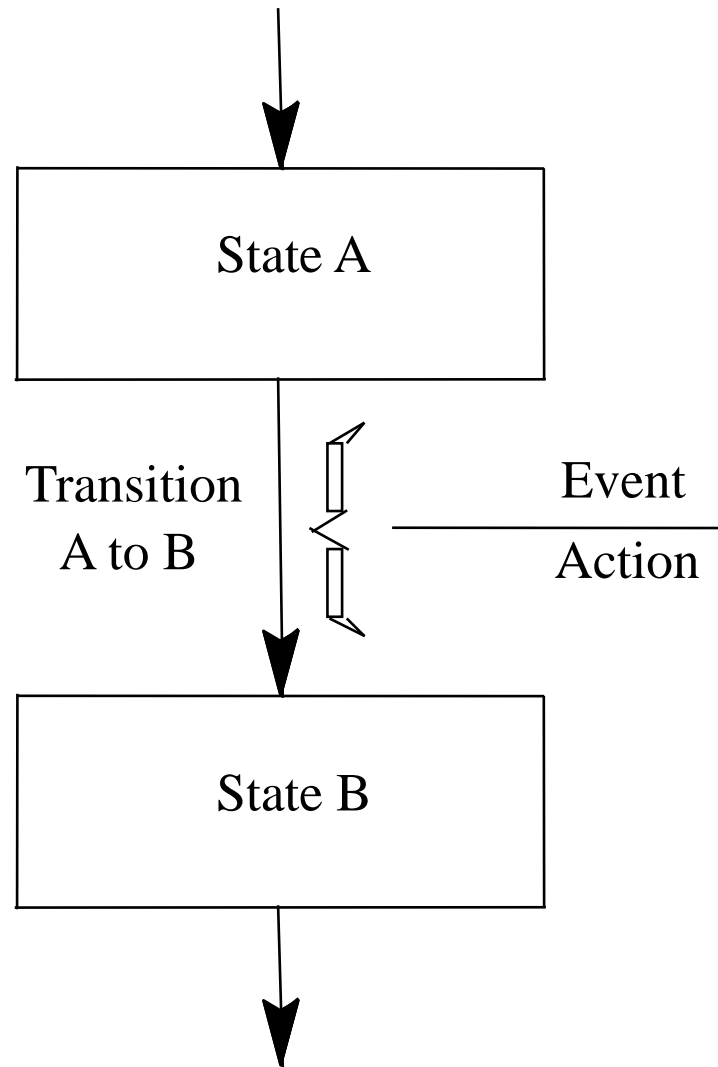
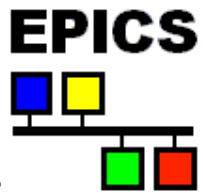


The Best Place for the Sequencer

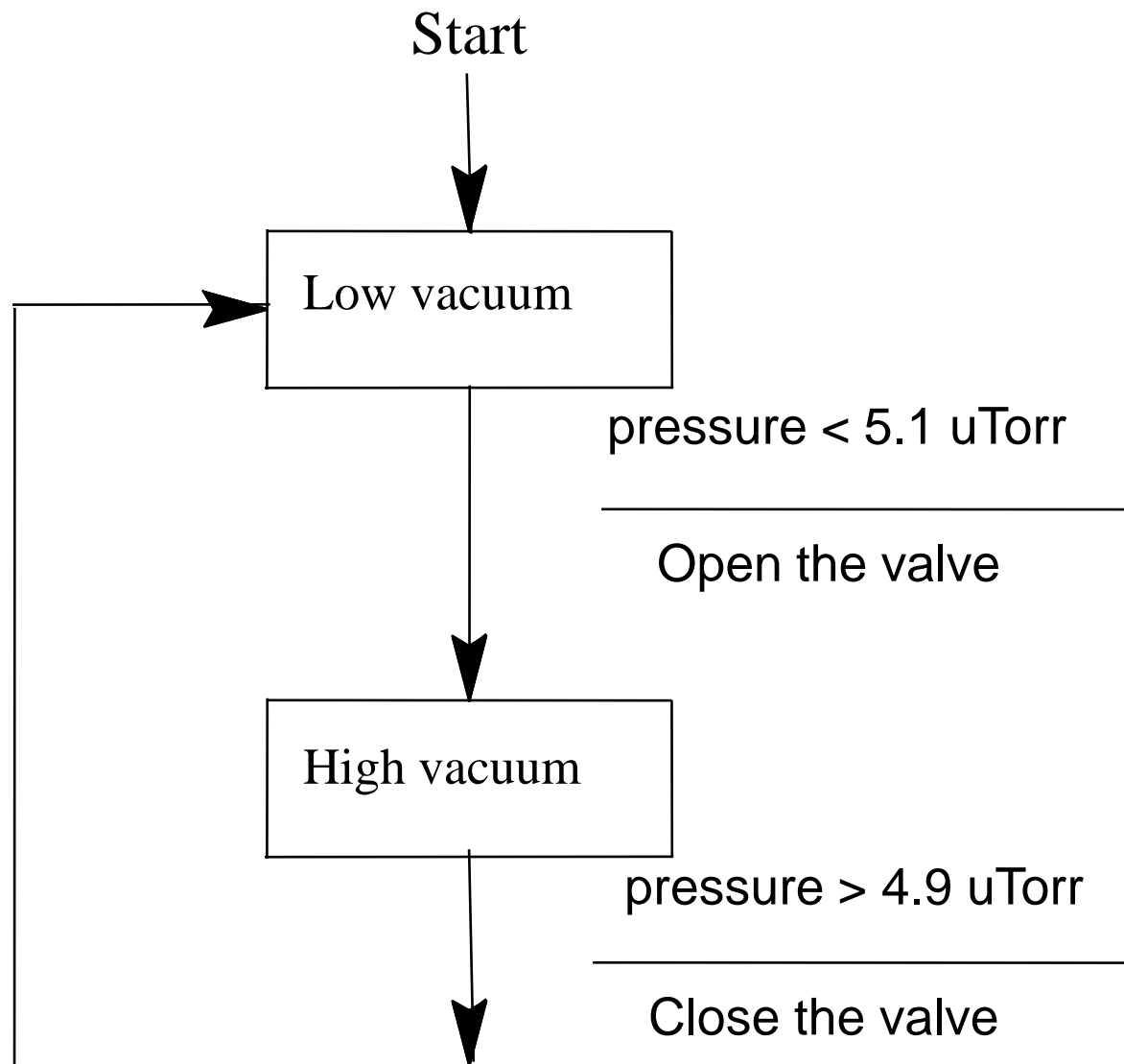
- Recent versions of the sequencer can be run either in an IOC or as a standalone program on a workstation
- Traditionally sequencers run in the IOC
- Locating them within the IOC they control makes them easier to manage
- Running them on a workstation can make testing and debugging easier
- On a workstation, SNL provides an easy way to write simple CA client programs



SNL implements State Transition Diagrams

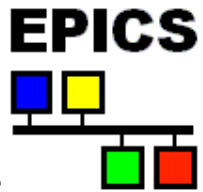


STD Example



- **SNL : State Notation Language**
- **SNC : State Notation Compiler**
- **sequencer : The tool that executes the compiled SNL code**
- **Program : A complete SNL application consisting of declarations and one or more state sets**
- **State Set : A set of states that make a complete finite state machine**
- **State : A particular mode of the state set in which it remains until one of its transition conditions is evaluated to be TRUE**

SNL: General Structure and Syntax



```
program program_name
declarations

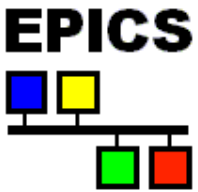
ss state_set_name {
    state state_name {
        entry {
            entry action statements
        }

        when (event) {
            action statements
        } state next_state_name

        when (event) {
            state next_state_name
        }

        exit{
            exit action statements
        }
    }
    state state_name {
        ...
    }
}
```

SNL: General Structure and Syntax



<i>program name</i>	<i>A program may contain multiple state sets. The program name is used as a handle to the sequencer manager for state programs.</i>
<i>ss name {</i>	<i>A state set becomes a task in the vxWorks environment.</i>
<i>state name {</i>	<i>A state is an area where the task waits for events. The related task waits until one of the events occurs and then checks to see which it should execute. The first state defined in a state set is the initial state.</i>
<i>option flag;</i>	<i>A state specific option</i>
<i>when (event) {</i>	<i>Defines the events for which this state waits.</i>
<i>} state next</i>	<i>Specifies the following state after the actions complete.</i>
<i>entry {actions}</i>	<i>Actions to do on entry to this state from another state. With option -e; it will do these actions even if it re-enters from the same state.</i>
<i>exit {actions}</i>	<i>Actions to do before exiting this state to another state. With option -x; it will do these actions even if it exits to the same state.</i>

- Appear before a state set and have a scope of the entire program.

- **Scalar variables**

```
int var_name;
```

```
short var_name;
```

```
long var_name;
```

```
char var_name;
```

```
float var_name;
```

```
double var_name;
```

```
string var_name; /* 40 characters */
```

- **Array variables: 1 or 2 dimensions, no strings**

```
int var_name[num_elements];
```

```
short var_name[num_elements];
```

```
long var_name[num_elements];
```

```
char var_name[num_elements];
```

```
float var_name[num_elements];
```

```
double var_name[num_elements];
```



- Assignment connects a variable to a channel access PV name

```
float pressure;
```

```
assign pressure to "CouplerPressureRB1";
```

```
double pressures[3];
```

```
assign pressures to {"CouplerPressureRB1",  
"CouplerPressureRB2", "CouplerPressureRB3"};
```

- To use these channel in when clauses, they must be monitored

```
monitor pressure;
```


```
monitor pressures;
```

- Use preprocessor macros to aid readability:

```
#define varMon(t,n,c) t n; assign n to c; monitor n;
```

```
varMon(float, pressure, "PressureRB1")
```

- Event flags are used to communicate between state sets, or to receive explicit event notifications from Channel Access
- Declare like this:
`evflag event_flag_name;`
- An event flag can be synchronized with a monitored variable
`sync var_name event_flag_name;`
- The flag will then be set when a monitor notification arrives
`evflag flag_monitor;`
`sync pressure flag_monitor;`



Event: The condition on which actions associated with a when are run and a state transition is made.

Possible events:

Change in value of a variable that is being monitored:

```
when (achan < 10.0)
```

A timer event (not a task delay!):

```
when (delay(1.5))
```

- The delay time is in seconds. It is declared internally as a double; constant arguments to the delay function **must** contain a decimal point.
- A delay is normally reset whenever the state containing it is exited.
- Use the state specific **option** `-t;` to stop it from being reset when transitioning to the same state.

- **The state of an event flag:**

- when (`efTestAndClear(myflag)`)

- when (`efTest(myflag)`)

- `efTest()` does not clear the flag. `efClear()` must be called sometime later to avoid an infinite loop.
 - If the flag is synced to a monitored variable, it will be set when the channel sends a value update
 - The event flag can also be set by any state set in the program using `efSet(event_flag_name)`

- **Any change in the channel access connection status:**

- when (`pvConnectCount() < pvChannelCount()`)

- when (`pvConnected(mychan)`)

- **Built-in action function, e.g. :**

- `pvPut (var_name) ;`
- `pvGet (var_name) ;`
- `efSet (event_flag_name) ;`
- `efClear (event_flag_name) ;`

- **Almost any valid C statement**

- *switch () is not implemented and code using it must be escaped.*

%% escapes one line of C code

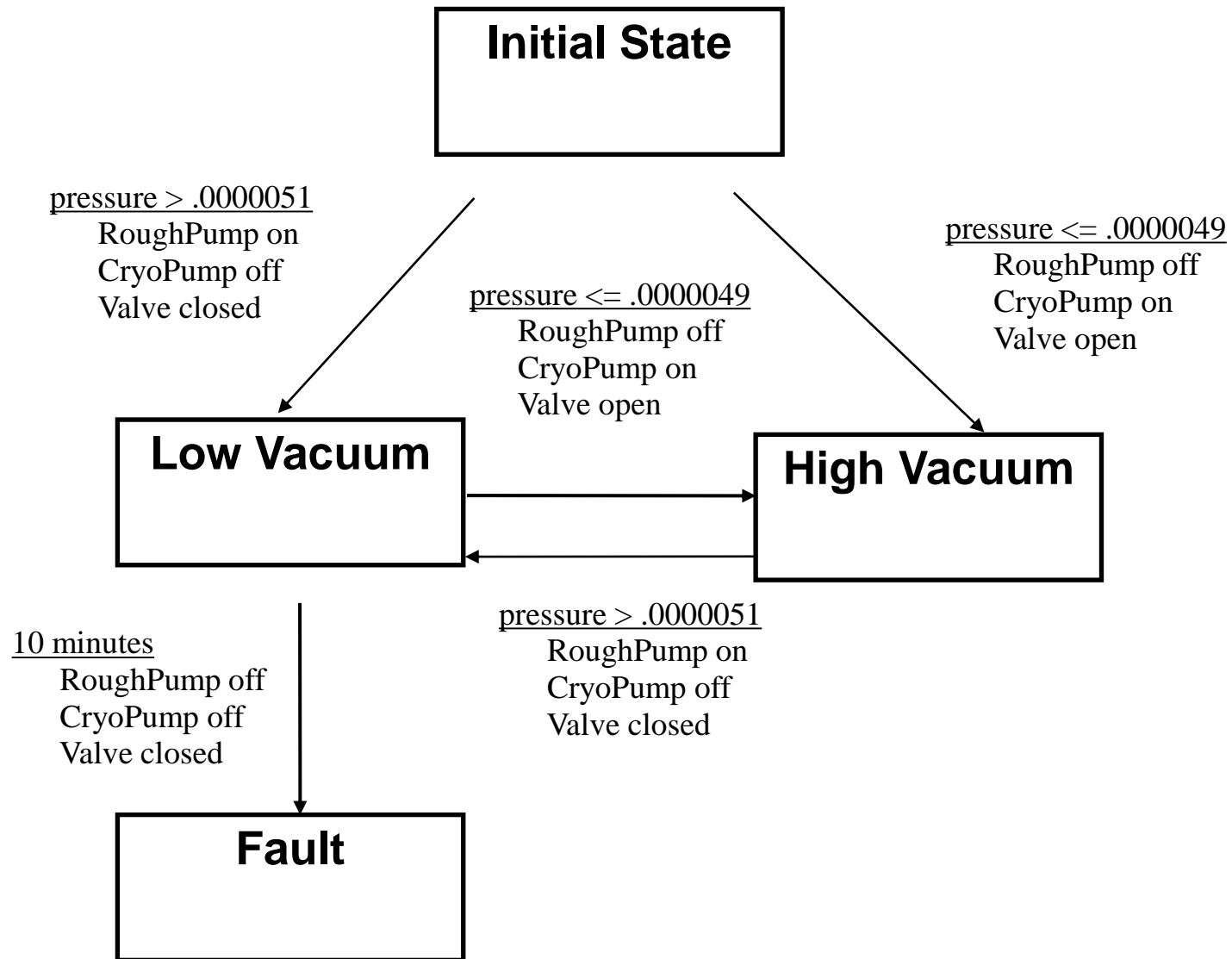
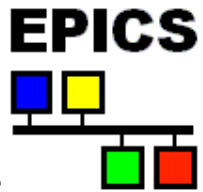
{

escape any number of lines of C code

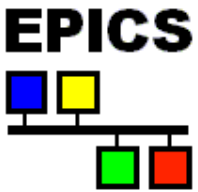
}%



Example – State Definitions and Transitions



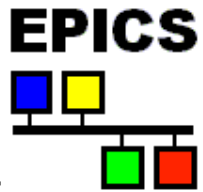
Example – Declarations



```
double  pressure;
assign  pressure to "Tank1Coupler1PressureRB";
monitor pressure;

short   RoughPump;
assign  RoughPump to "Tank1Coupler1RoughPump";
short   CryoPump;
assign  CryoPump to "Tank1Coupler1CryoPump";
short   Valve;
assign  Valve to "Tank1Coupler1IsolationValve";
string  CurrentState;
assign  CurrentState to "Tank1Coupler1VacuumState";
```

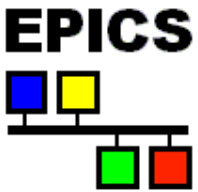
Example – State Transitions, Actions Omitted



```
program vacuum_control

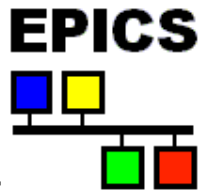
ss coupler_control
{
  state init{
    when (pressure > .0000051){
    } state low_vacuum
    when (pressure <= .0000049){
    } state high_vacuum
  }
  state high_vacuum{
    when (pressure > .0000051){
    } state low_vacuum
  }
  state low_vacuum{
    when (pressure <= .0000049){
    } state high_vacuum
    when (delay(600.0)){
    } state fault
  }
  state fault {
  }
}
```

Example – Initial State



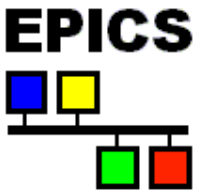
```
state init {
    entry {
        strcpy(CurrentState, "Init");
        pvPut(CurrentState);
    }
    when (pressure > .0000051) {
        RoughPump = 1;
        pvPut(RoughPump);
        CryoPump = 0;
        pvPut(CryoPump);
        Valve = 0;
        pvPut(Valve);
    } state low_vacuum
    when (pressure <= .0000049) {
        RoughPump = 0;
        pvPut(RoughPump);
        CryoPump = 1;
        pvPut(CryoPump);
        Valve = 1;
        pvPut(Valve);
    } state high_vacuum
}
```

Example – State `low_vacuum`



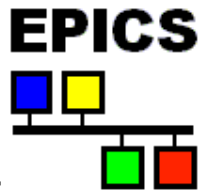
```
state low_vacuum{
  entry {
    strcpy(CurrentState, "Low Vacuum");
    pvPut(CurrentState);
  }
  when (pressure <= .0000049) {
    RoughPump = 0;
    pvPut(RoughPump);
    CryoPump = 1;
    pvPut(CryoPump);
    Valve = 1;
    pvPut(Valve);
  } state high_vacuum
  when (delay(600.0)) {
  } state fault
}
```

Example – State *high_vacuum*



```
state high_vacuum{
  entry {
    strcpy(CurrentState, "High Vacuum");
    pvPut(CurrentState);
  }
  when (pressure > .0000051){
    RoughPump = 1;
    pvPut(RoughPump);
    CryoPump = 0;
    pvPut(CryoPump);
    Valve = 0;
    pvPut(Valve);
  } state low_vacuum
}
```

Example – State fault



```
state fault{
  entry{
    strcpy (CurrentState, "Vacuum Fault");
    pvPut (CurrentState);
  }
}
```


- Use editor to build the source file. File name must end with “.st” or “.stt”, e.g. “example.st”
- “make” automates these steps:
 - Runs the C preprocessor on “.st” files, but not on “.stt” files.
 - Compiles the state program with SNC to produce C code:
snc example.st -> example.c
 - Compiles the resulting C code with the C compiler:
cc example.c -> example.o
 - The object file “example.o” becomes part of the application library, ready to be linked into an IOC binary.
 - The executable file “example” can be created instead.



- **The sequencer executes the state program**
- **It is implemented as an event-driven application; no polling is needed**
- **Each state set becomes an operating system thread**
- **The sequencer manages connections to database channels through Channel Access**
- **It provides support for channel access get, put, and monitor operations**
- **It supports asynchronous execution of delays, event flag, pv put and pv get functions**
- **Only one copy of the sequencer code is required to run multiple programs**
- **Commands are provided to display information about the state programs currently executing**

From an IOC console

- **On vxWorks:**
`seq &vacuum_control`
- **On other operating systems:**
`seq vacuum_control`
- **To stop the program**
 - `seqStop "vacuum_control"`

- Use the sequencer's query commands:

`seqShow`

displays information on all running state programs

`seqShow vacuum_control`

displays detailed information on program

`seqChanShow vacuum_control`

displays information on all channels

`seqChanShow vacuum_control,"-"`

displays information on all disconnected channels

- Use printf functions to print to the console

```
printf("Here I am in state xyz %n");
```

- Put strings to pvs

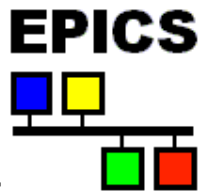
```
sprintf(seqMsg1, "Here I am in state xyz");  
pvPut(seqMsg1);
```

- On vxWorks you can reload and restart

```
seqStop vacuum_control  
... edit, recompile ...  
ld < example.o  
seq &vacuum_control
```



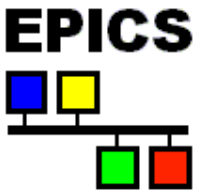
Debugging – seqShow



```
epics> seqShow
```

Program Name	Thread ID	Thread Name	SS Name
stabilizer	ede78	stabilizer	stabilizerSS1
beamTrajectory	db360	beamTrajectory	bpmTrajectorySS
autoControl	ed620	autoControl	autoCtlSS

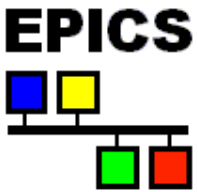
Debugging – seqShow



```
epics> seqShow stabilizer
State Program: "stabilizer"
  initial thread id = ede78
  thread priority = 50
  number of state sets = 1
  number of syncQ queues = 0
  number of channels = 3
  number of channels assigned = 3
  number of channels connected = 3
  options: async=0, debug=0, newef=1, reent=0, conn=1, main=0

State Set: "stabilizerSS1"
  thread name = stabilizer;  thread id = 974456 = 0xede78
  First state = "init"
  Current state = "waitForEnable"
  Previous state = "init"
  Elapsed time since state was entered = 88.8 seconds
```

Debugging – seqChanShow



```
epics> seqChanShow stabilizer
State Program: "stabilizer"
Number of channels=3

#1 of 3:
Channel name: "stabilizerC"
  Unexpanded (assigned) name: "stabilizerC"
  Variable name: "enableButton"
    address = 154120 = 0x25a08
    type = short
    count = 1
  Value = 0
  Monitor flag = 1
    Monitored
  Assigned
  Connected
  Get not completed or no get issued
  Put not completed or no put issued
  Status = 17
  Severity = 3
  Message =
  Time stamp = <undefined>
Next? ( skip count)
```


- **Connection management:**

```
when (pvConnectCount() != pvChannelCount())  
when (pvConnected(Vin))
```

- **Macros:**

```
assign Vout to "{unit}:OutputV";
```

- must use the `+r` compiler options for this if more than one copy of the sequence is running on the same ioc

```
seq &example, "unit=HV01"
```

- **Some common SNC program options:**

- `+r` make program reentrant (default is `-r`)
- `-c` don't wait for all channel connections (default is `+c`)
- `+a` asynchronous `pvGet()` (default is `-a`)
- `-w` don't print compiler warnings (default is `+w`)

- **Access to channel alarm status and severity:**

`pvStatus (var_name)`

`pvSeverity (var_name)`

- **Queued monitors save CA monitor events in a queue in the order they come in, rather than discarding older values when the program is busy**

`syncQ var_name to event_flag_name [queue_length]`

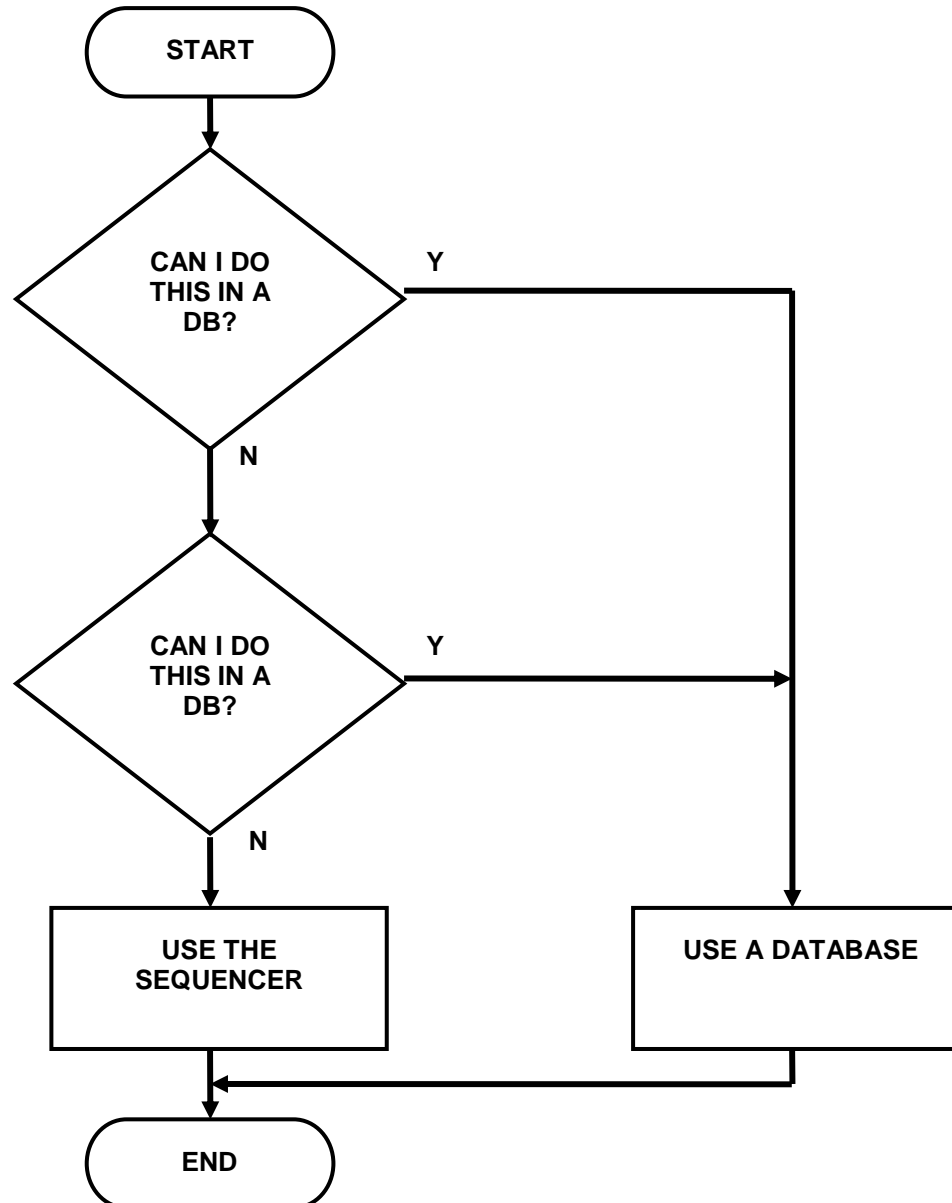
`pvGetQ (var_name)`

- *removes oldest value from variables monitor queue. Remains true until queue is empty.*

`pvFreeQ (var_name)`

- **Can implement complicated algorithms**
- **Can stop, reload, restart a sequence program without rebooting**
- **Interact with the operator through string records and mbbo records**
- **C code can be embedded as part of the sequence**
- **All Channel Access details are taken care of for you**
- **File access can be implemented as part of the sequence**

Should I Use the Sequencer?



Acknowledgments

- **Slides for this presentation have been taken from talks prepared by the following people**
 - Bob Dalesio (LANL/SNS/LCLS)
 - Deb Kerstiens (LANL)
 - Rozelle Wright (LANL)
 - Ned Arnold (Argonne)
 - John Maclean (Argonne)